

Scaled data based on original data using
LM-79-08 Approved Method: Electrical and Photometric Measurements of Solid-
State Lighting Products

Test Report Prepared for
Cooper Lighting Solutions
(formerly Eaton)

Brand: McGRAW-EDISON

Report Number: P200179

Luminaire Tested: **GWC-AF-01-LED-E1-T2R-600**

Issue Date: 3/3/2020

Test Information

Test Method: LM-79-08
Report Number: P200179
TEST IS SCALED FROM IESNA LM-79-08 TEST DATA (P24657)
Test Lab: INNOVATION CENTER-P2
Issue Date: 3/3/2020
Manufacturer: COOPER LIGHTING SOLUTIONS (FORMERLY EATON)
Product Line: MCGRAW-EDISON
Catalog Number: GWC-AF-01-LED-E1-T2R-600
Description: GALLEON WALL LUMINAIRE
(1) 70 CRI, 4000K, 615mA LIGHTSQUARE WITH 16 LEDS EACH AND TYPE II ROADWAY OPTICS
Light Source: -
Ballast/Driver: ELECTRONIC DRIVER

Summary

Lumens per Lamp: N/A
Luminaire Lumens: 4464.2 lumens
Efficiency: N/A
Efficacy: 131.3 lumens/watt
Luminous Opening: Rectangular (W 0.5' x L: 0.5' x H: 0')
IES Classification: Type II - Short - Full Cutoff
BUG Rating: B1 - U0 - G1

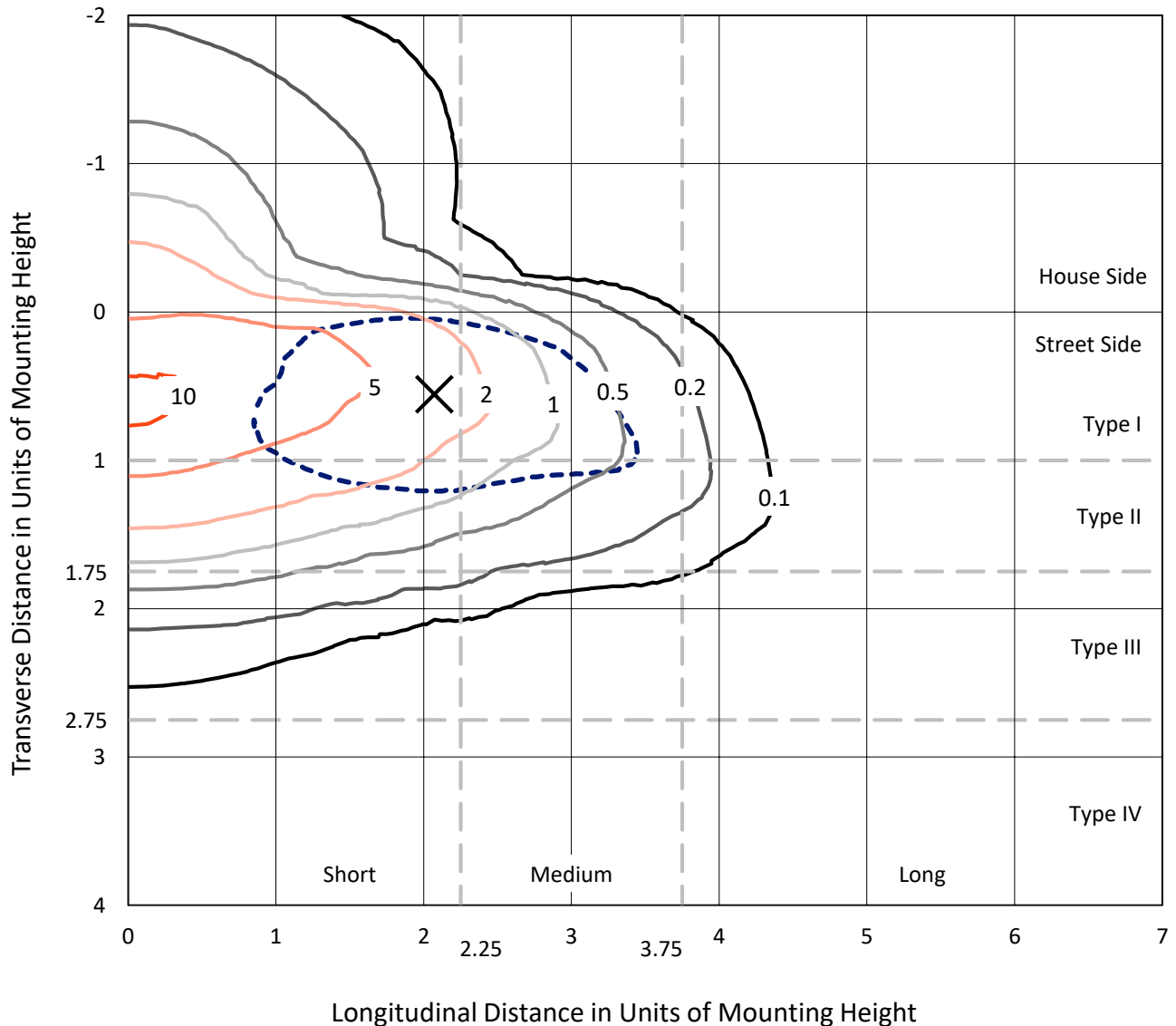
Input Watts (W): 34
Input Voltage (V): NR
Input Current (Ain): NR
Voltage Rise (V): NR
Power Factor: NR
Total Harmonic Distortion (THDi): NR
Frequency (hertz): 60
Stabilization Time: NR
Operation Time: NR
Ambient Temperature (°C): NR
Test Distance: 25 FT



REPORT NUMBER: P200179
 CATALOG NUMBER: GWC-AF-01-LED-E1-T2R-600

Iso-Footcandle Lines of Horizontal Illumination

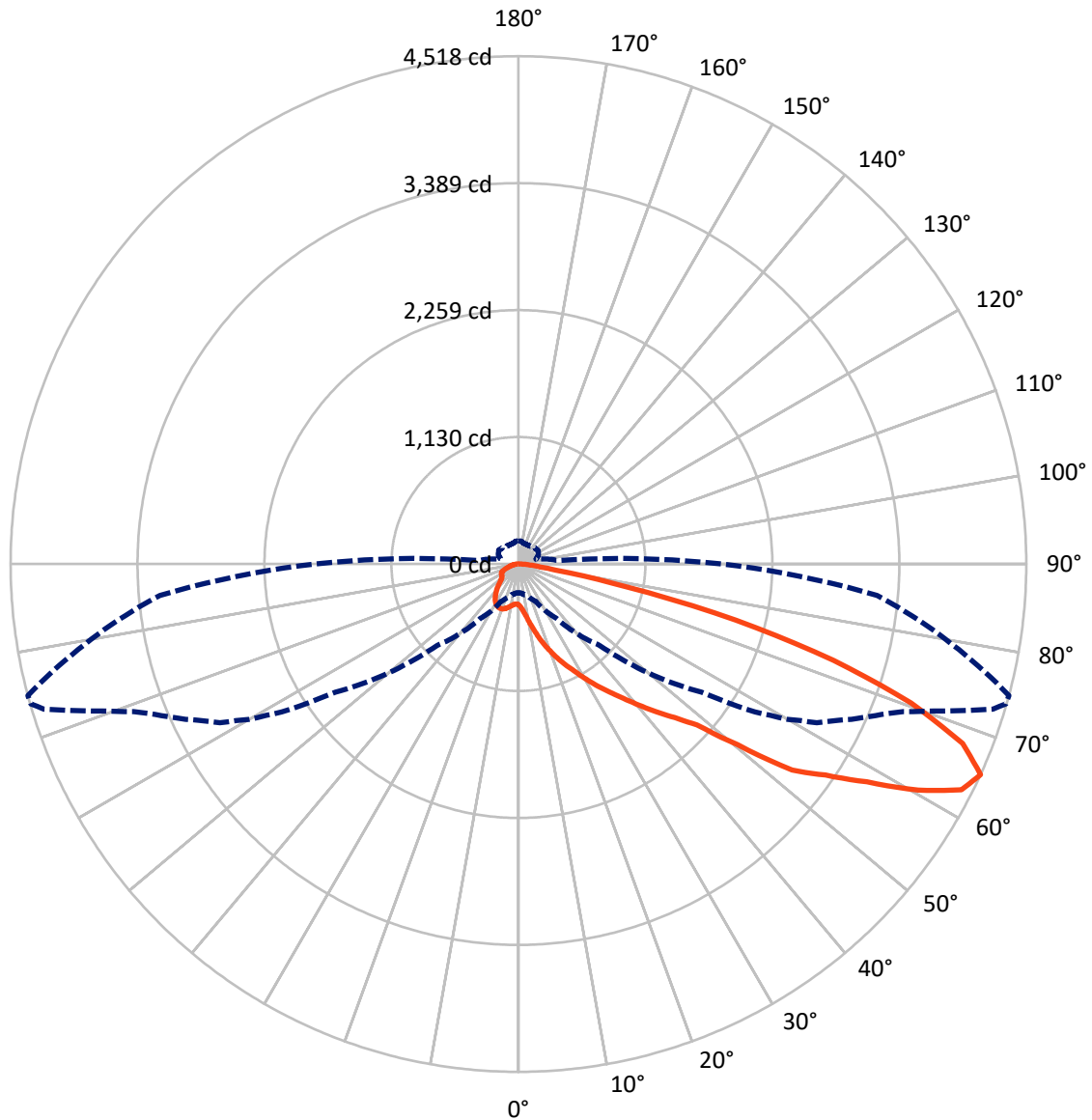
× Max cd
 - - - 1/2 Max cd



Based on 10 foot mounting height. Maximum calculated value = 11.3 fc
 Type II - Short - Full Cutoff

REPORT NUMBER: P200179
CATALOG NUMBER: GWC-AF-01-LED-E1-T2R-600

Luminous Intensity Polar Plot



— Vertical Plane Through 75-Deg Lateral - - - Horizontal Cone Through 65-Deg Vertical

REPORT NUMBER: P200179

CATALOG NUMBER: GWC-AF-01-LED-E1-T2R-600

FLUX DISTRIBUTION:

		Downward	Upward	Total
House Side	Lumens	688.3	0.0	688.3
	% Fixture	15.4	0.0	15.4
Street Side	Lumens	3775.9	0.0	3775.9
	% Fixture	84.6	0.0	84.6
Total	Lumens	4464.2	0.0	4464.2
	% Fixture	100.0	0.0	100.0

Coefficient of Utilization

ZONAL LUMENS:

Zone	Lumens	% Fixture
0°-10°	44.8	1.0
10°-20°	175.2	3.9
20°-30°	359.5	8.1
30°-40°	604.8	13.5
40°-50°	835.7	18.7
50°-60°	1043.2	23.4
60°-70°	938.7	21.0
70°-80°	393.5	8.8
80°-90°	68.7	1.5
90°-100°	0.0	0.0
100°-110°	0.0	0.0
110°-120°	0.0	0.0
120°-130°	0.0	0.0
130°-140°	0.0	0.0
140°-150°	0.0	0.0
150°-160°	0.0	0.0
160°-170°	0.0	0.0
170°-180°	0.0	0.0
0°-90°	4464.2	100.0
0°-180°	4464.2	100.0



REPORT NUMBER: P200179

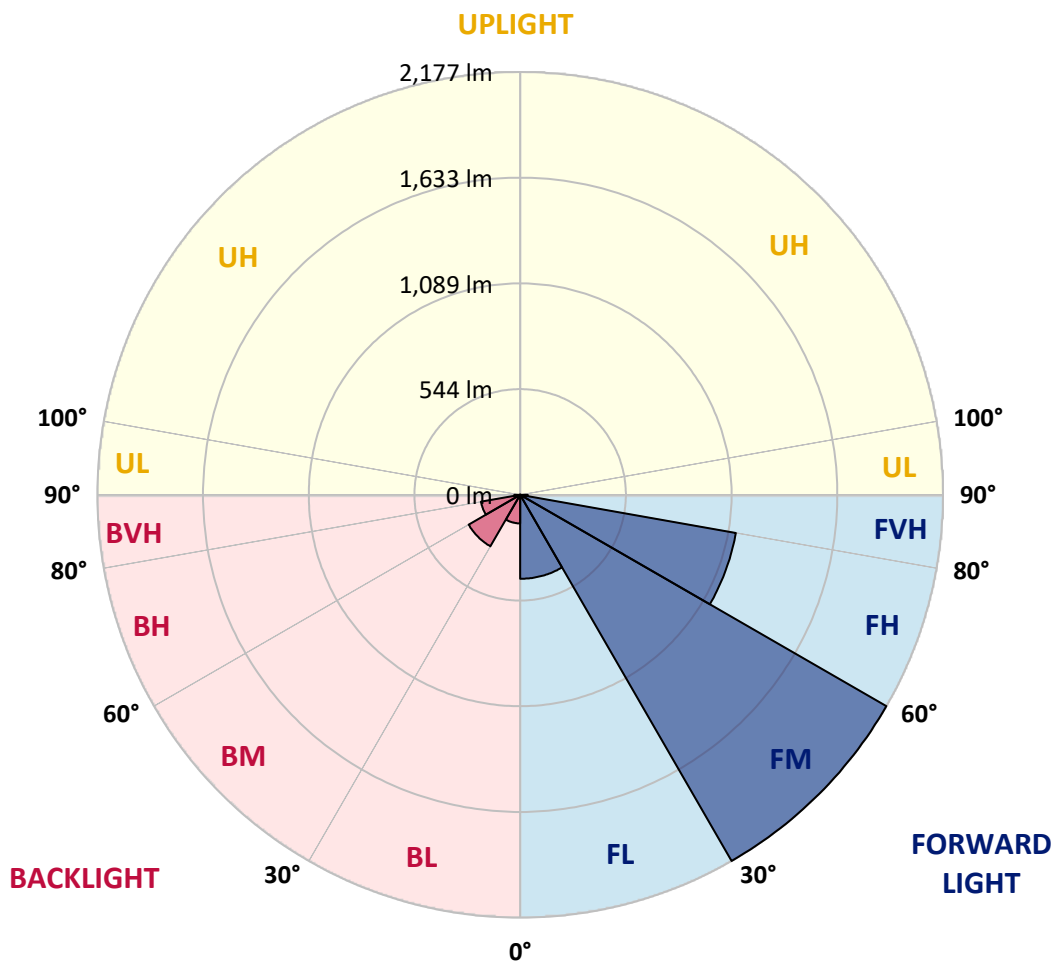
CATALOG NUMBER: GWC-AF-01-LED-E1-T2R-600

LUMINAIRE CLASSIFICATION SYSTEM LUMEN TABLE AND BUG RATING:

Zone		Lumens	% Fixture	Zone Rating/Lumen Limit		
				B	U	G
FL	(0°-30°)	432.3	9.7			
FM	(30°-60°)	2177.3	48.8			
FH	(60°-80°)	1127.6	25.3			G1/1800
FVH	(80°-90°)	38.6	0.9			G1/100
BL	(0°-30°)	147.2	3.3	B1/500		
BM	(30°-60°)	306.4	6.9	B1/1000		
BH	(60°-80°)	204.6	4.6	B1/500		G1/500
BVH	(80°-90°)	30.1	0.7			G1/100
UL	(90°-100°)	0.0	0.0		U0/0	
UH	(100°-180°)	0.0	0.0		U0/0	

BUG Rating: B1-U0-G1

Type II Short





REPORT NUMBER: P200179
 CATALOG NUMBER: GWC-AF-01-LED-E1-T2R-600

CANDELA DISTRIBUTION (FULL):

	0°	5°	15°	25°	35°	45°	55°	56°	57°	58°	59°
0°	362.8	362.8	362.8	362.8	362.8	362.8	362.8	362.8	362.8	362.8	362.8
2.5°	460.6	455.5	456.8	448.4	438.0	424.5	409.5	409.3	409.5	408.1	402.5
5°	638.7	632.6	630.3	611.3	583.4	543.7	500.5	495.9	494.0	489.2	477.9
7.5°	768.7	765.3	761.7	747.4	722.0	677.6	619.7	609.8	600.3	598.0	585.3
10°	852.6	851.7	844.1	840.4	824.5	786.0	729.6	720.1	709.7	706.1	692.8
12.5°	918.9	918.7	915.1	916.2	902.4	874.5	825.9	817.3	809.7	798.7	789.2
15°	964.7	964.9	970.3	976.2	974.1	955.2	909.6	905.8	899.3	891.7	880.5
17.5°	1002.4	1003.4	1008.9	1019.7	1031.3	1029.9	993.7	990.5	984.9	974.5	968.6
20°	1087.3	1091.4	1080.7	1080.7	1082.1	1087.8	1070.4	1067.9	1059.9	1054.4	1049.8
22.5°	1230.8	1235.4	1211.6	1187.2	1163.4	1146.1	1128.7	1131.9	1126.5	1122.6	1119.9
25°	1417.2	1420.8	1382.1	1341.1	1292.5	1229.1	1186.2	1184.4	1181.4	1179.1	1177.7
27.5°	1592.5	1594.1	1557.4	1497.5	1441.0	1350.0	1244.5	1242.2	1238.6	1234.2	1230.4
30°	1742.6	1742.2	1704.5	1647.3	1586.8	1486.0	1333.1	1325.8	1315.3	1303.2	1294.0
32.5°	1872.5	1871.9	1830.7	1771.3	1707.9	1620.9	1454.3	1439.6	1423.1	1399.6	1385.5
35°	1974.8	1974.4	1935.5	1873.5	1800.9	1747.8	1593.3	1575.2	1554.3	1522.9	1501.1
37.5°	2013.5	2013.5	1991.7	1949.4	1885.2	1848.9	1747.8	1725.9	1703.5	1667.8	1643.3
40°	1990.9	1991.3	1995.9	1988.1	1956.8	1929.0	1891.9	1878.9	1859.6	1827.5	1801.9
42.5°	1915.0	1917.3	1948.2	1986.0	2001.6	1997.2	2019.8	2013.9	2000.4	1975.6	1955.4
45°	1818.8	1826.1	1859.8	1931.2	2014.1	2056.1	2126.9	2127.5	2125.0	2111.7	2096.0
47.5°	1686.7	1697.0	1741.5	1838.0	1984.9	2113.4	2235.8	2241.5	2246.7	2238.1	2230.9
50°	1511.4	1523.5	1590.2	1718.3	1925.6	2172.7	2441.4	2467.2	2491.2	2488.2	2493.1
52.5°	1323.6	1337.7	1419.5	1562.1	1823.5	2186.6	2572.7	2614.8	2656.8	2691.3	2727.9
55°	1154.1	1146.5	1228.3	1378.5	1655.7	2124.6	2690.9	2741.6	2788.5	2830.7	2874.3
57.5°	924.4	936.9	1018.9	1167.4	1433.7	1949.8	2772.2	2846.4	2913.8	2983.7	3045.4
60°	675.8	688.2	777.1	928.0	1192.6	1684.9	2710.1	2822.5	2930.4	3037.7	3121.3
62.5°	408.1	417.4	495.7	639.3	919.5	1370.7	2433.3	2580.8	2739.7	2867.7	2996.0
65°	254.0	259.2	288.2	367.2	590.5	1023.4	1988.1	2148.9	2320.1	2482.5	2615.9
67.5°	208.0	209.8	215.1	232.0	324.4	667.3	1479.7	1622.1	1776.6	1933.8	2082.1
70°	187.0	185.8	185.8	186.8	208.0	358.7	968.8	1061.5	1190.2	1327.0	1462.6
72.5°	168.8	167.6	165.2	162.0	169.7	218.9	500.7	570.7	663.5	785.0	914.9
75°	151.7	150.1	147.3	143.2	148.5	165.2	240.5	269.9	315.1	379.7	452.1
77.5°	134.0	131.9	129.3	126.3	133.1	128.5	141.0	151.5	168.8	189.6	216.8
80°	113.9	112.0	111.1	109.7	117.7	97.8	99.5	106.1	116.2	127.5	140.0
82.5°	89.2	89.2	92.6	93.2	102.1	70.4	74.4	80.1	85.3	91.2	97.2
85°	58.7	59.1	70.6	75.0	80.5	47.4	55.8	57.7	61.9	65.3	67.8
87.5°	18.4	19.8	43.1	47.8	46.2	26.8	34.3	35.1	38.1	40.4	42.5
90°	0.0	0.0	0.0	0.0	0.0	0.0	0.0	0.0	0.0	0.0	0.0



REPORT NUMBER: P200179

CATALOG NUMBER: GWC-AF-01-LED-E1-T2R-600

CANDELA DISTRIBUTION (continued):

	60°	61°	62°	63°	64°	65°	66°	67°	68°	69°	70°
0°	362.8	362.8	362.8	362.8	362.8	362.8	362.8	362.8	362.8	362.8	362.8
2.5°	402.5	400.0	397.6	397.4	395.8	393.4	394.2	390.7	390.9	389.0	386.9
5°	473.3	471.6	463.2	460.8	454.5	450.5	449.9	441.4	440.4	435.5	430.3
7.5°	575.1	569.7	557.8	552.1	541.3	533.4	529.5	518.3	512.8	500.1	494.4
10°	681.9	674.8	660.3	652.2	641.9	629.0	622.1	605.8	599.4	587.8	573.9
12.5°	780.7	773.8	758.7	752.7	738.9	725.2	717.6	699.2	690.9	672.4	661.3
15°	872.3	865.3	852.1	845.8	832.1	820.9	810.8	792.6	782.9	765.6	751.2
17.5°	961.0	953.6	942.1	936.5	923.1	911.8	900.8	883.6	873.7	856.4	843.5
20°	1043.4	1037.9	1029.7	1022.0	1008.7	998.4	985.3	970.5	956.2	943.5	931.2
22.5°	1115.2	1113.1	1104.3	1100.9	1089.4	1080.5	1069.2	1054.6	1044.2	1028.2	1016.8
25°	1177.1	1176.5	1172.3	1171.2	1163.2	1154.7	1152.3	1140.2	1130.7	1116.4	1104.7
27.5°	1230.4	1231.0	1230.0	1233.0	1230.8	1227.0	1227.2	1223.2	1217.7	1205.9	1195.5
30°	1289.5	1286.2	1288.1	1292.3	1293.5	1294.0	1301.0	1303.2	1302.8	1295.1	1289.9
32.5°	1373.2	1365.2	1357.8	1357.1	1361.3	1363.1	1374.9	1381.1	1386.3	1388.2	1389.1
35°	1479.9	1463.8	1448.4	1440.2	1433.1	1434.9	1443.4	1453.3	1465.0	1472.9	1482.5
37.5°	1614.3	1594.7	1567.4	1547.9	1543.1	1532.6	1538.0	1545.9	1557.2	1569.7	1586.2
40°	1777.3	1747.4	1716.8	1691.0	1677.0	1657.6	1657.4	1656.0	1662.9	1674.6	1697.8
42.5°	1934.0	1907.6	1875.1	1848.0	1829.9	1803.9	1798.6	1784.8	1788.0	1798.1	1820.8
45°	2080.9	2059.1	2039.3	2008.0	1992.5	1964.5	1955.6	1939.3	1930.2	1934.8	1957.4
47.5°	2223.1	2209.2	2188.4	2168.1	2156.3	2131.1	2119.8	2108.1	2096.5	2096.0	2119.8
50°	2500.3	2492.9	2468.4	2447.2	2452.9	2422.1	2424.0	2392.8	2406.9	2408.5	2458.3
52.5°	2760.8	2786.6	2804.7	2826.9	2841.3	2844.1	2853.6	2867.7	2884.8	2918.7	2964.7
55°	2910.0	2942.3	2961.1	2978.0	3005.9	3011.9	3027.7	3046.4	3061.5	3099.5	3138.6
57.5°	3087.3	3147.3	3176.5	3203.3	3240.9	3255.2	3281.6	3302.2	3321.6	3366.6	3413.9
60°	3196.5	3269.7	3329.0	3371.4	3418.6	3452.4	3492.4	3524.5	3570.1	3624.0	3694.6
62.5°	3109.7	3217.0	3295.8	3368.7	3432.7	3497.4	3554.7	3614.7	3684.0	3765.6	3874.9
65°	2763.8	2873.1	3008.0	3083.7	3168.4	3268.1	3355.2	3452.4	3546.9	3665.6	3827.5
67.5°	2224.9	2352.0	2503.7	2580.0	2677.4	2788.7	2886.4	3005.1	3115.4	3259.2	3459.4
70°	1603.8	1768.0	1895.5	1975.2	2088.9	2203.6	2297.9	2436.1	2527.3	2674.8	2881.7
72.5°	1015.5	1145.0	1301.4	1401.7	1502.7	1618.9	1715.3	1834.5	1919.7	2054.0	2241.5
75°	545.9	641.5	778.9	874.1	982.3	1081.7	1194.5	1274.3	1337.3	1443.6	1595.7
77.5°	255.8	313.9	383.5	456.8	530.2	606.6	681.0	745.6	772.7	833.6	923.4
80°	155.3	174.1	194.4	217.0	247.7	272.4	305.1	328.8	330.5	349.7	377.2
82.5°	103.7	110.7	116.8	122.5	130.3	136.5	143.5	151.7	155.1	159.6	168.4
85°	70.8	74.2	75.4	79.1	78.2	80.3	83.1	85.8	87.3	87.1	91.0
87.5°	43.6	45.2	46.0	47.0	46.2	45.4	46.6	48.2	48.6	47.4	47.8
90°	0.0	0.0	0.0	0.0	0.0	0.0	0.0	0.0	0.0	0.0	0.0



REPORT NUMBER: P200179

CATALOG NUMBER: GWC-AF-01-LED-E1-T2R-600

CANDELA DISTRIBUTION (continued):

	71°	72°	73°	74°	75°	85°	90°	95°	105°	115°	125°
0°	362.8	362.8	362.8	362.8	362.8	362.8	362.8	362.8	362.8	362.8	362.8
2.5°	387.3	385.4	383.5	382.3	381.8	370.6	365.8	362.6	355.8	350.4	345.9
5°	427.3	423.2	420.0	416.2	414.2	385.9	375.5	368.3	356.5	349.4	343.1
7.5°	491.5	480.3	473.7	466.4	460.0	408.9	391.8	380.5	364.1	354.8	347.6
10°	564.4	552.8	542.4	531.0	521.1	439.5	414.6	397.2	375.5	363.5	353.9
12.5°	645.7	634.3	621.2	606.6	593.9	478.3	443.8	419.0	389.2	373.2	359.9
15°	741.8	721.8	705.9	689.1	674.2	524.9	477.7	443.6	403.8	382.1	364.3
17.5°	831.2	810.1	788.6	773.8	756.7	577.0	512.0	468.4	415.8	387.7	365.1
20°	918.5	895.5	876.9	857.0	839.0	631.2	548.5	490.4	423.6	387.9	359.9
22.5°	995.4	981.0	960.3	938.8	920.7	685.3	582.8	509.0	426.6	383.1	350.6
25°	1082.9	1067.7	1042.3	1024.2	1003.9	740.4	616.3	523.3	424.9	374.0	336.1
27.5°	1176.3	1159.4	1133.4	1114.4	1089.9	797.7	647.2	533.8	418.6	359.2	316.9
30°	1273.7	1258.2	1232.8	1213.5	1188.8	858.3	681.7	540.7	405.9	338.7	294.5
32.5°	1378.3	1365.4	1340.1	1320.0	1293.5	924.0	713.7	542.8	386.7	314.5	270.9
35°	1477.7	1468.8	1447.4	1428.6	1401.1	986.1	747.8	541.8	363.9	287.8	249.3
37.5°	1589.4	1584.1	1573.5	1549.7	1516.0	1070.4	788.6	537.4	335.9	261.4	232.8
40°	1708.5	1708.9	1697.6	1681.3	1650.0	1172.7	837.2	528.7	305.6	238.1	217.9
42.5°	1834.7	1841.2	1835.8	1824.1	1794.2	1275.8	895.3	518.1	276.0	215.5	203.1
45°	1979.2	1987.3	1995.7	1978.6	1949.4	1411.9	971.8	504.4	244.1	196.7	192.9
47.5°	2145.9	2158.6	2166.2	2166.4	2137.3	1580.5	1096.0	496.1	215.7	184.0	188.0
50°	2497.7	2501.7	2519.7	2551.0	2528.6	1970.8	1313.0	491.0	196.5	176.3	184.4
52.5°	3004.6	3048.8	3079.9	3077.8	3047.4	2218.6	1432.6	464.8	185.1	173.3	182.8
55°	3211.0	3266.3	3323.7	3338.9	3315.3	2430.1	1545.7	438.6	179.6	175.3	183.4
57.5°	3486.2	3579.2	3658.0	3691.1	3656.9	2700.8	1694.4	424.9	177.9	181.1	187.4
60°	3807.6	3922.5	4026.0	4085.7	4085.7	3011.9	1848.7	419.2	175.5	189.6	194.2
62.5°	4014.1	4182.8	4339.3	4426.5	4424.0	3228.4	1917.1	399.8	170.3	195.5	203.5
65°	4014.9	4215.6	4414.9	4512.8	4518.0	3201.8	1804.1	353.1	160.6	196.3	212.8
67.5°	3680.2	3894.2	4126.5	4236.1	4261.4	2947.4	1561.7	290.3	144.7	187.8	216.1
70°	3108.2	3317.1	3554.2	3662.0	3707.0	2512.6	1257.8	223.7	124.5	169.3	209.2
72.5°	2448.7	2653.7	2818.7	2897.5	2932.6	1920.5	916.0	169.0	102.1	142.6	190.4
75°	1733.7	1887.5	1975.2	1992.7	1998.2	1157.7	556.6	125.7	84.1	110.9	160.8
77.5°	978.6	1044.4	1037.3	1045.0	980.0	446.9	242.3	90.0	69.4	84.3	124.7
80°	382.1	393.8	370.0	362.6	332.6	166.3	106.9	62.7	55.3	63.8	87.3
82.5°	168.4	173.9	168.8	170.1	162.6	85.8	64.0	45.4	42.2	46.6	57.9
85°	92.8	94.4	94.0	96.8	92.8	34.3	30.4	27.9	29.6	31.7	37.2
87.5°	45.2	45.6	44.2	46.4	45.0	17.3	15.0	15.9	17.3	17.8	17.8
90°	0.0	0.0	0.0	0.0	0.0	0.0	0.0	0.0	0.0	0.0	0.0



REPORT NUMBER: P200179

CATALOG NUMBER: GWC-AF-01-LED-E1-T2R-600

CANDELA DISTRIBUTION (continued):

	135°	145°	155°	165°	175°	180°
0°	362.8	362.8	362.8	362.8	362.8	362.8
2.5°	342.7	341.1	341.3	340.8	340.0	340.0
5°	339.7	338.1	338.1	337.7	336.6	336.9
7.5°	342.7	340.0	338.9	337.5	335.9	335.9
10°	346.1	341.3	338.3	335.7	333.9	333.9
12.5°	348.6	341.1	336.1	332.8	330.9	330.9
15°	349.4	339.5	332.8	328.8	327.1	326.8
17.5°	346.8	333.9	325.6	321.0	318.9	318.2
20°	338.3	323.5	313.5	308.3	305.4	304.2
22.5°	325.6	308.7	297.1	291.5	287.8	287.1
25°	307.9	289.7	278.2	273.0	270.9	270.3
27.5°	287.1	270.3	260.5	257.2	255.2	255.0
30°	267.5	253.2	245.9	243.5	241.1	240.7
32.5°	249.1	240.0	237.3	233.7	228.2	227.6
35°	236.0	235.2	233.2	225.3	218.5	216.6
37.5°	228.0	235.8	226.1	210.2	205.4	205.0
40°	223.3	229.2	212.6	207.0	207.5	207.0
42.5°	212.8	218.9	213.0	210.4	212.2	212.6
45°	202.2	209.0	216.1	214.5	218.5	218.5
47.5°	196.3	206.4	215.9	215.9	221.9	224.0
50°	189.6	204.3	212.6	215.5	220.1	218.5
52.5°	189.1	200.7	207.7	213.0	215.1	213.2
55°	189.8	197.7	202.9	208.8	211.3	211.5
57.5°	190.6	196.1	199.5	202.2	209.8	209.8
60°	192.7	194.6	196.5	197.9	208.0	208.2
62.5°	196.1	193.1	192.7	194.2	206.8	206.0
65°	201.3	191.0	187.8	189.3	205.8	203.3
67.5°	208.6	187.8	181.7	182.8	205.0	199.5
70°	215.1	182.8	174.1	173.1	196.9	187.2
72.5°	215.7	176.9	163.6	160.4	171.1	161.8
75°	205.2	172.9	151.9	142.6	141.4	140.0
77.5°	184.8	170.5	138.4	123.8	121.3	122.1
80°	154.7	161.8	122.1	104.9	118.6	117.0
82.5°	115.6	142.8	103.7	92.8	92.6	81.7
85°	64.2	111.4	84.5	69.6	48.4	47.0
87.5°	18.0	61.9	59.1	39.3	26.8	27.9
90°	0.0	0.0	0.0	0.0	0.0	0.0

(END OF REPORT)